

Scaled data based on original data using
LM-79-08 Approved Method: Electrical and Photometric Measurements of Solid-
State Lighting Products

Test Report Prepared for
Cooper Lighting Solutions
(formerly Eaton)

Brand: McGRAW-EDISON

Report Number: P385687

Luminaire Tested: **GWC-SA1B-730-U-SL3**

Issue Date: 3/3/2020

Test Information

Test Method: LM-79-08
Report Number: P385687
TEST IS SCALED FROM IESNA LM-79-08 TEST DATA (G2-1903-205-22)
Test Lab: INNOVATION CENTER
Issue Date: 3/3/2020
Manufacturer: COOPER LIGHTING SOLUTIONS (FORMERLY EATON)
Product Line: MCGRAW-EDISON
Catalog Number: GWC-SA1B-730-U-SL3
Description: GALLEON WALL LUMINAIRE
(1) 70 CRI, 3000K, 800mA LIGHTSQUARE WITH 16 LEDS AND TYPE III SPILL
LIGHT ELIMINATOR OPTICS
Light Source: -
Ballast/Driver: ELECTRONIC DRIVER

Summary

Lumens per Lamp: N/A
Luminaire Lumens: 5559 lumens
Efficiency: N/A
Efficacy: 126.3 lumens/watt
Luminous Opening: Rectangular (W 0.5' x L: 0.5' x H: 0')
IES Classification: Type III - Medium
BUG Rating: B1 - U0 - G2

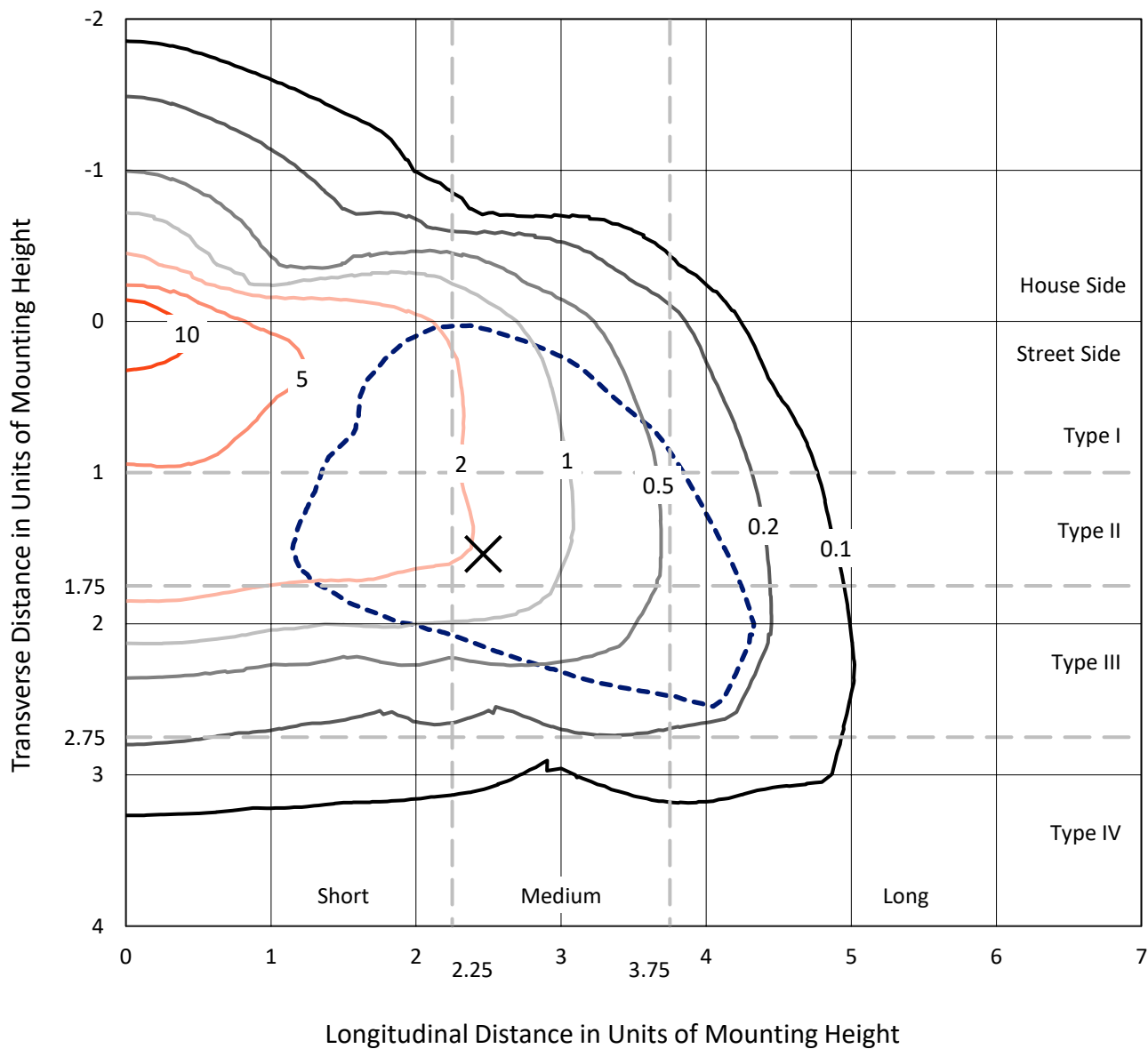
Input Watts (W): 44
Input Voltage (V): NR
Input Current (Ain): NR
Voltage Rise (V): NR
Power Factor: NR
Total Harmonic Distortion (THDi): NR
Frequency (hertz): 60
Stabilization Time: NR
Operation Time: NR
Ambient Temperature (°C): NR
Test Distance: 24 FT



REPORT NUMBER: P385687
 CATALOG NUMBER: GWC-SA1B-730-U-SL3

Iso-Footcandle Lines of Horizontal Illumination

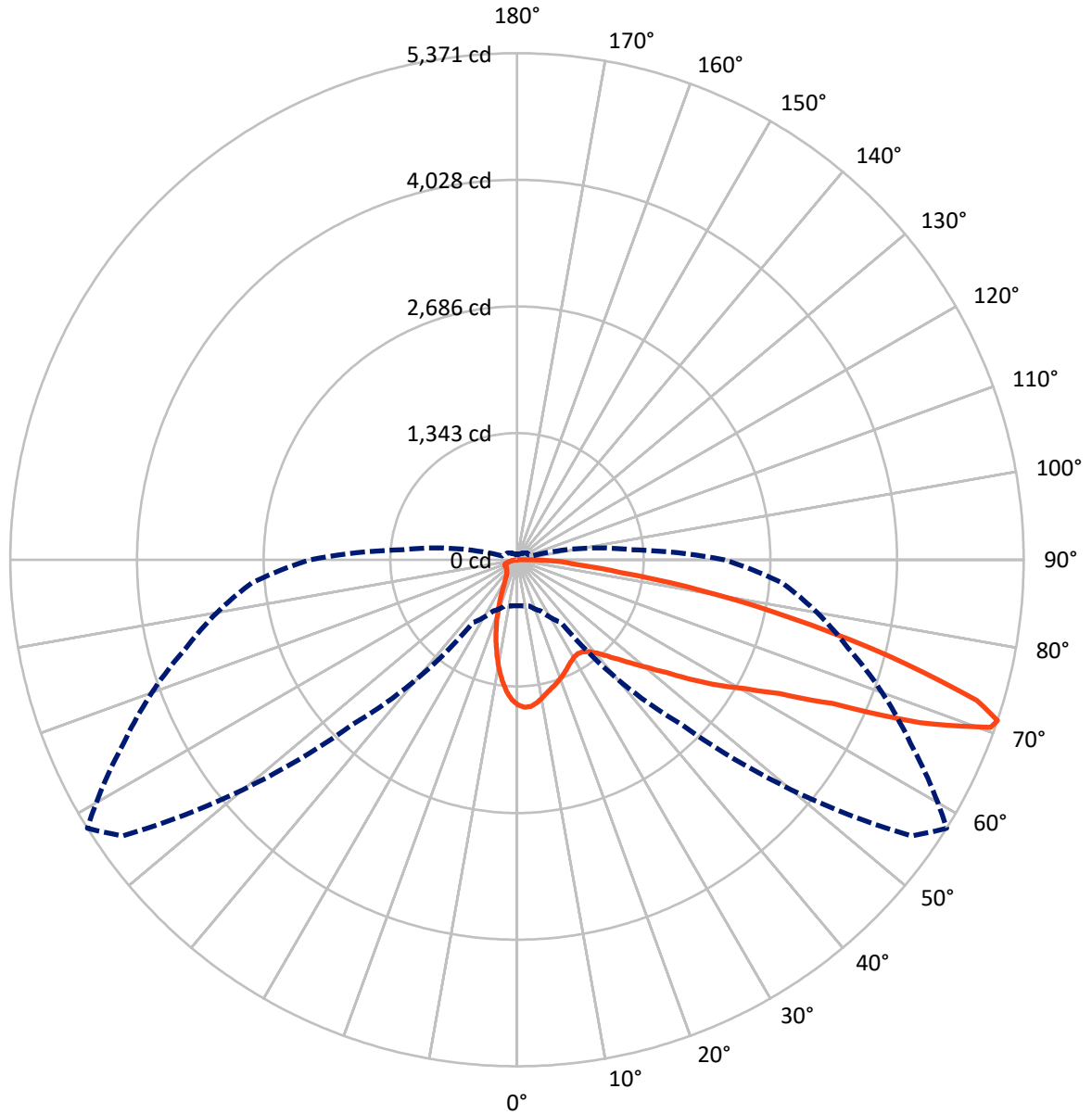
✕ Max cd
 - - - 1/2 Max cd



Based on 10 foot mounting height. Maximum calculated value = 15.4 fc
 Type III - Medium - N/A

REPORT NUMBER: P385687
CATALOG NUMBER: GWC-SA1B-730-U-SL3

Luminous Intensity Polar Plot



— Vertical Plane Through 58-Deg Lateral - - - Horizontal Cone Through 71-Deg Vertical



REPORT NUMBER: P385687

CATALOG NUMBER: GWC-SA1B-730-U-SL3

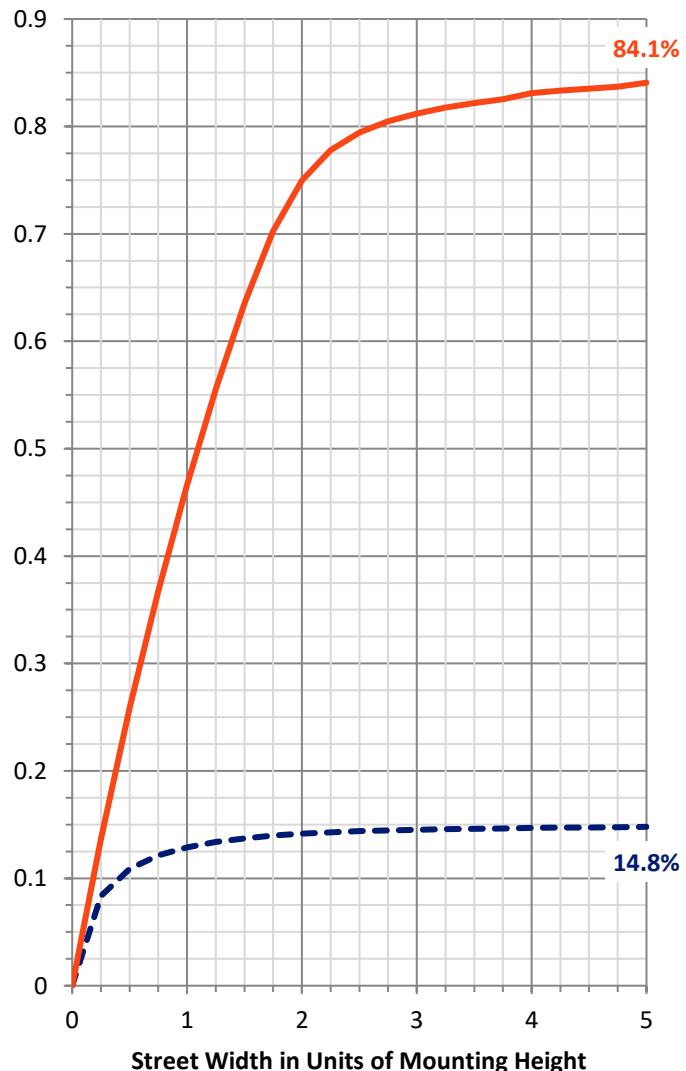
FLUX DISTRIBUTION:

		Downward	Upward	Total
House Side	Lumens	831.1	0.0	831.1
	% Fixture	15.0	0.0	15.0
Street Side	Lumens	4727.9	0.0	4727.9
	% Fixture	85.0	0.0	85.0
Total	Lumens	5559.0	0.0	5559.0
	% Fixture	100.0	0.0	100.0

ZONAL LUMENS:

Zone	Lumens	% Fixture
0°-10°	132.9	2.4
10°-20°	295.5	5.3
20°-30°	375.5	6.8
30°-40°	478.3	8.6
40°-50°	678.3	12.2
50°-60°	1049.7	18.9
60°-70°	1429.0	25.7
70°-80°	953.3	17.1
80°-90°	166.7	3.0
90°-100°	0.0	0.0
100°-110°	0.0	0.0
110°-120°	0.0	0.0
120°-130°	0.0	0.0
130°-140°	0.0	0.0
140°-150°	0.0	0.0
150°-160°	0.0	0.0
160°-170°	0.0	0.0
170°-180°	0.0	0.0
0°-90°	5559.0	100.0
0°-180°	5559.0	100.0

Coefficient of Utilization



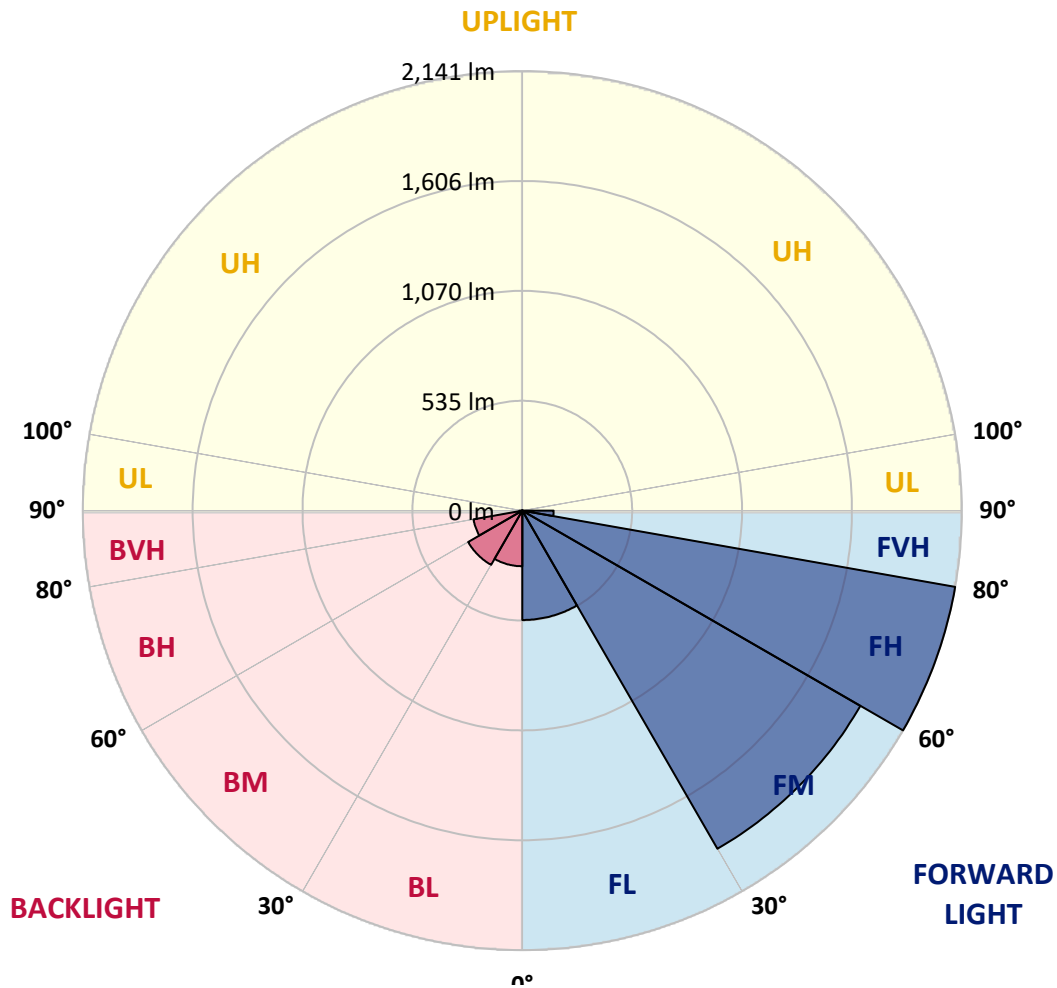
REPORT NUMBER: P385687

CATALOG NUMBER: GWC-SA1B-730-U-SL3

LUMINAIRE CLASSIFICATION SYSTEM LUMEN TABLE AND BUG RATING:

Zone	Lumens	% Fixture	Zone Rating/Lumen Limit		
			B	U	G
FL (0°-30°)	532.9	9.6			
FM (30°-60°)	1901.4	34.2			
FH (60°-80°)	2140.7	38.5			G2/5000
FVH (80°-90°)	152.8	2.7			G2/225
BL (0°-30°)	270.9	4.9	B1/500		
BM (30°-60°)	304.8	5.5	B1/1000		
BH (60°-80°)	241.6	4.3	B1/500		G1/500
BVH (80°-90°)	13.8	0.2			G1/100
UL (90°-100°)	0.0	0.0		U0/0	
UH (100°-180°)	0.0	0.0		U0/0	

BUG Rating: B1-U0-G2
 Type III Medium





REPORT NUMBER: P385687

CATALOG NUMBER: GWC-SA1B-730-U-SL3

CANDELA DISTRIBUTION (FULL):

	0°	5°	15°	25°	35°	45°	55°	58°	65°	75°	85°
0°	1540.2	1540.2	1540.2	1540.2	1540.2	1540.2	1540.2	1540.2	1540.2	1540.2	1540.2
2.5°	1581.1	1578.9	1579.7	1578.2	1574.5	1570.8	1565.4	1566.4	1558.8	1547.6	1533.6
5°	1551.3	1550.5	1556.3	1559.6	1562.3	1560.2	1558.6	1560.5	1549.5	1534.0	1509.8
7.5°	1488.7	1480.2	1487.5	1498.6	1509.0	1517.0	1527.4	1528.8	1521.8	1505.6	1473.8
10°	1399.8	1391.7	1402.5	1419.8	1440.7	1459.7	1480.8	1484.6	1486.0	1471.3	1432.7
12.5°	1307.7	1301.5	1312.3	1336.5	1371.2	1400.4	1434.1	1439.9	1451.9	1442.0	1394.8
15°	1225.2	1222.8	1236.0	1259.8	1299.7	1344.4	1393.0	1403.7	1424.0	1420.7	1365.2
17.5°	1153.9	1153.3	1163.4	1188.4	1232.5	1289.1	1352.2	1370.2	1400.4	1404.3	1340.8
20°	1100.8	1099.7	1106.7	1125.0	1170.6	1234.7	1308.0	1332.8	1376.4	1389.9	1315.6
22.5°	1072.4	1072.2	1072.4	1081.1	1118.3	1177.9	1265.1	1295.3	1353.0	1378.5	1287.7
25°	1067.5	1067.0	1062.7	1061.7	1082.8	1130.5	1222.5	1255.8	1330.7	1370.6	1261.2
27.5°	1080.1	1080.9	1075.3	1066.2	1070.4	1099.3	1185.5	1221.1	1312.9	1369.0	1242.8
30°	1106.3	1105.9	1101.0	1091.6	1083.2	1087.7	1159.1	1194.8	1300.9	1375.8	1230.2
32.5°	1135.1	1137.2	1136.3	1131.1	1118.7	1100.8	1151.2	1186.0	1297.4	1392.1	1224.8
35°	1169.8	1172.1	1179.1	1183.1	1168.6	1140.0	1168.2	1198.4	1307.5	1422.7	1233.5
37.5°	1202.7	1208.7	1228.3	1245.5	1233.1	1201.2	1213.5	1235.0	1338.6	1470.9	1256.9
40°	1240.7	1245.9	1277.8	1314.4	1312.5	1279.4	1286.5	1300.9	1393.6	1540.0	1299.3
42.5°	1278.0	1288.5	1334.8	1386.7	1401.6	1372.3	1383.8	1391.3	1471.1	1631.6	1373.3
45°	1327.8	1339.0	1403.3	1465.9	1500.7	1484.3	1502.5	1505.4	1568.5	1756.3	1480.8
47.5°	1403.1	1415.9	1490.8	1556.5	1609.7	1611.5	1641.5	1640.3	1690.1	1899.0	1616.1
50°	1520.5	1538.9	1600.2	1661.6	1726.3	1762.3	1802.4	1796.8	1835.9	2051.0	1772.0
52.5°	1674.2	1682.7	1728.2	1773.6	1853.9	1934.7	1992.2	1987.1	2001.3	2207.3	1949.0
55°	1833.6	1840.0	1858.8	1883.5	1991.6	2123.3	2244.9	2236.9	2201.1	2369.6	2123.8
57.5°	1976.9	1989.8	2002.8	2013.1	2130.2	2320.4	2503.4	2504.0	2418.0	2544.6	2304.5
60°	1999.1	2010.6	2096.3	2177.3	2367.4	2583.4	2780.1	2774.3	2642.4	2734.6	2505.9
62.5°	1767.2	1792.9	1936.2	2151.5	2595.9	3064.4	3133.1	3125.9	2910.8	2968.7	2740.4
65°	1266.4	1295.6	1468.6	1792.1	2485.2	3594.4	3770.2	3673.7	3276.8	3256.6	3015.0
67.5°	730.6	737.6	812.5	1072.4	1892.3	3622.0	4742.1	4607.1	3845.1	3583.3	3149.4
70°	540.3	540.1	557.9	659.9	1024.0	2956.1	5204.3	5325.3	4443.5	3690.8	2959.4
71°	488.6	489.1	509.1	600.7	811.0	2474.3	5106.1	5371.0	4601.1	3637.7	2821.9
72.5°	417.9	419.8	447.5	538.7	682.2	1706.4	4683.2	5096.8	4675.8	3506.8	2606.8
75°	317.0	321.4	359.8	454.1	623.5	865.4	3437.1	4069.9	4153.8	3094.4	1937.0
77.5°	226.2	231.2	274.6	381.9	592.7	652.2	2301.8	2968.7	3056.8	1983.1	873.7
80°	142.9	148.9	181.6	303.8	556.9	619.3	1446.5	1995.5	1666.9	634.6	222.3
82.5°	83.8	88.5	112.7	198.5	454.9	596.4	851.0	1106.1	648.7	191.7	101.1
85°	48.6	50.7	70.3	126.4	330.4	562.9	625.3	618.3	281.6	93.7	47.8
87.5°	22.7	25.2	41.6	66.0	183.4	408.0	494.2	427.0	175.1	44.0	22.5
90°	0.0	0.0	0.0	0.0	0.0	0.0	0.0	0.0	0.0	0.0	0.0



REPORT NUMBER: P385687
 CATALOG NUMBER: GWC-SA1B-730-U-SL3

CANDELA DISTRIBUTION (continued):

	90°	95°	105°	115°	125°	135°	145°	155°	165°	175°	180°
0°	1540.2	1540.2	1540.2	1540.2	1540.2	1540.2	1540.2	1540.2	1540.2	1540.2	1540.2
2.5°	1526.9	1523.6	1509.8	1497.6	1484.8	1468.2	1449.8	1447.5	1436.2	1438.4	1434.5
5°	1496.6	1488.3	1455.2	1425.2	1389.8	1358.0	1323.5	1307.7	1284.8	1283.3	1277.4
7.5°	1453.5	1438.0	1386.7	1329.7	1272.8	1218.6	1164.9	1129.7	1093.7	1078.4	1077.0
10°	1404.9	1378.5	1303.0	1218.8	1136.7	1057.5	980.8	924.1	872.9	848.7	847.8
12.5°	1358.8	1319.9	1216.3	1101.6	989.3	886.7	781.5	707.0	642.9	621.4	612.3
15°	1319.7	1264.9	1131.8	985.2	848.9	706.4	586.7	508.3	449.1	428.5	424.7
17.5°	1281.7	1211.2	1045.3	867.7	702.9	546.3	426.4	368.1	336.5	328.2	328.0
20°	1243.9	1156.0	954.8	747.5	561.8	408.6	327.8	301.7	291.0	290.1	288.5
22.5°	1201.2	1097.6	859.8	626.8	438.4	321.2	278.6	268.2	266.8	270.3	270.3
25°	1161.1	1039.5	763.3	508.7	341.0	268.0	248.8	246.7	250.4	256.6	257.2
27.5°	1123.7	983.5	669.2	403.7	273.2	236.0	228.1	230.6	237.2	244.4	244.6
30°	1092.9	930.6	577.8	318.2	230.8	212.2	210.9	215.9	223.1	228.7	230.0
32.5°	1069.1	885.5	489.5	255.8	203.1	194.4	195.6	199.8	204.3	207.4	209.5
35°	1058.1	846.8	408.0	215.7	185.5	180.7	182.2	184.5	186.5	188.8	190.5
37.5°	1060.0	816.8	335.2	190.7	173.7	171.2	171.2	171.2	171.2	172.3	172.5
40°	1078.0	799.5	275.9	174.9	165.8	163.0	160.9	159.0	157.4	158.2	157.8
42.5°	1124.1	798.0	232.6	164.8	159.4	154.9	150.7	147.9	146.0	146.8	147.2
45°	1202.3	817.4	203.3	157.6	153.4	146.6	141.2	138.3	136.9	139.4	139.8
47.5°	1303.6	859.6	185.5	152.4	147.7	138.8	133.0	130.3	130.7	134.4	135.4
50°	1434.1	928.1	177.0	149.1	143.9	132.3	126.3	123.9	125.1	130.3	131.5
52.5°	1577.4	1026.9	178.0	148.1	141.4	127.4	121.0	118.3	120.3	125.1	126.1
55°	1742.8	1145.6	194.0	149.5	137.7	124.3	116.8	112.1	113.7	118.1	118.9
57.5°	1926.5	1281.5	226.4	149.1	133.0	121.4	112.3	105.3	106.5	109.2	110.0
60°	2117.8	1445.7	276.5	150.3	130.9	117.9	106.3	97.6	97.2	99.5	99.9
62.5°	2347.5	1635.7	333.8	151.0	132.3	113.5	98.4	89.8	88.7	89.3	89.7
65°	2584.1	1773.2	312.3	147.9	136.5	109.8	91.4	82.3	80.2	79.8	80.0
67.5°	2591.5	1625.8	219.0	141.7	138.3	107.9	86.2	75.9	72.4	71.1	70.9
70°	2324.1	1320.8	170.6	135.2	131.3	104.8	81.3	70.7	65.5	63.3	63.1
71°	2193.6	1215.9	161.7	131.9	126.1	101.7	79.2	68.4	62.9	60.6	60.2
72.5°	1988.9	1090.0	150.8	126.6	116.0	93.7	75.1	65.1	59.4	56.7	56.2
75°	1427.3	712.8	129.5	112.9	96.0	74.7	65.8	58.5	53.6	50.3	50.0
77.5°	549.9	283.7	98.0	93.9	73.6	58.5	54.2	50.5	47.1	43.8	43.6
80°	170.0	126.8	71.5	70.7	53.3	43.6	42.2	41.2	39.9	36.4	35.6
82.5°	90.8	72.8	49.2	45.7	34.9	29.0	30.6	31.0	31.2	27.5	27.1
85°	43.4	38.5	27.7	25.9	20.3	16.3	18.8	20.3	20.5	16.8	15.7
87.5°	20.7	20.1	13.0	9.9	7.6	5.4	6.6	8.1	8.9	6.4	5.6
90°	0.0	0.0	0.0	0.0	0.0	0.0	0.0	0.0	0.0	0.0	0.0

Signify Classified - Internal
Cooper Lighting Solutions Photometric Lab
1121 Highway 74 South
Peachtree City, GA 30269

Scaled Data Report



Report Generated By 670245982

Signify Classified - Internal
Cooper Lighting Solutions Photometric Lab
1121 Highway 74 South
Peachtree City, GA 30269

Scaled Data Report



Signify Classified - Internal
Cooper Lighting Solutions Photometric Lab
1121 Highway 74 South
Peachtree City, GA 30269

Scaled Data Report



Signify Classified - Internal
Cooper Lighting Solutions Photometric Lab
1121 Highway 74 South
Peachtree City, GA 30269

Scaled Data Report





--- HS — SS

Signify Classified - Internal
Cooper Lighting Solutions Photometric Lab
1121 Highway 74 South
Peachtree City, GA 30269

Scaled Data Report



u

Signify Classified - Internal
Cooper Lighting Solutions Photometric Lab
1121 Highway 74 South
Peachtree City, GA 30269

Scaled Data Report



Signify Classified - Internal
Cooper Lighting Solutions Photometric Lab
1121 Highway 74 South
Peachtree City, GA 30269

Scaled Data Report



(END OF REPORT)